

## PRO SERIES OPTIONAL UPGRADES

### General


Internal aluminium mesh lining ( Mill finish or powder coat black )	<b>\$ 760.00</b>
Internal ACM wall lining & insulation	<b>\$ 1980.00</b>
Rear side door tool box cabinet	<b>\$ 1320.00</b>
Rear side door 5 draw tool box	<b>\$382.00</b>
Drivers side internal shelving unit	<b>\$760.00</b>
Draw bar tool box ( takes up to 4 X 20Lt fuel containers )	<b>\$880.00</b>
Bike mount set back divider with additional tie down points ( creates walk thru access )	<b>\$ 590.00</b>
Floor to top of front shelf divider with an access door to storage ( Divides fridge, kitchen, luggage etc from bikes )	<b>\$ 605</b>
Additional personnel access door on drivers side	<b>\$ 700.00</b>
Front nose cone access doors ( For access to fridge, kitchen luggage etc )	<b>\$ 480.00 each</b>
Front storage area duraslides for fridge, kitchen & luggage etc.	<b>\$ 360.00 each</b>
3.5m Fiamma F45s awning & custom fitting brackets	<b>\$ 1550.00</b>
Grey canvas camp pack, Returns down sides with windows & fly screens, rear door & fly screen, option for fly screen on personnel access door.	<b>\$ 1380.00</b>
Roof top rotary vent	<b>\$ 120.00</b>
S/Steel camp kitchen, single draw with hand pump sink on a duraslide.	<b>\$ 1560.00</b>
Removable front double bed ( 1320 x 2200 ) (Front double bed 100mm thick custom covered foam mattress)	<b>\$ 460.00</b> <b>\$ 550.00</b>
2 fold down aluminium mesh beds ( 910 x 1880 ) (2 x 100mm thick single covered foam mattresses)	<b>\$ 990.00</b> <b>\$ 240.00</b>
115lt water tank, draw bar tap & 50 psi shurflo water pump. ( Requires a battery system )	<b>\$ 870.00</b>
Marine carpet custom cut flooring	<b>\$ 480.00</b>
Upgrade to off roader Package: 15" alloys with 235/75R15 all terrain tyres straight axles with 6 stud landcruiser hubs, open wheel arches with fibreglass wheel spats.	<b>\$ 1885.00</b>
Upgrade to 17" alloys with 225/45R17 tyres	<b>\$ 660.00</b>
Standard 14" alloy spare wheel & tyre	<b>\$ 253.00</b>
In house custom or company graphics ( Priced on application )	

### Electrical


Electric drum brakes ( Requires control unit on the vehicle )	<b>\$ 350.00</b>
120amp gel battery & battery box ( Duel battery system )	<b>\$ 385.00</b> <b>\$ 770.00</b>
240v 15amp power inlet	<b>\$ 250.00</b>
Internal double power point & circuit breaker	<b>\$150.00</b>
Genuine Anderson plug & cables	<b>\$220.00</b>
8amp battery trickle charger	<b>\$280.00</b>
2 Internal LED strip lights, one over front shelf, one to the rear of roof space ( Additional light centred in roof space )	<b>\$ 275.00</b> <b>\$ 90.00</b>
External LED awning lights, 2 x side lights 600mm long, 2 x rear lights 250mm long	<b>\$ 560.00</b>
Duel ACC/USB sockets on front shelf	<b>\$ 180.00</b>
Additional ACC sockets	<b>\$ 120.00</b>
Sparrow Air Command 2.0kw reverse cycle roof top air conditioner ( Requires the 240v power inlet & circuit breaker )	<b>\$ 2399.00</b>
150w Camec Solar panel & 30amp solar charge regulator	<b>\$ 824.00</b>
12 pin trailer plug ( Trailer comes standard with 7 pin flat )	<b>\$ 45.00</b>

**PRICES INCLUDE GST & FITTING**

INTERNAL LINING & INSULATION




INTERNAL MESH LINING



REAR SIDE DOOR CABINET  
& 5 DRAW TOOL BOX




DRIVERS SIDE INTERNAL SHELVING UNIT



DRAW BAR TOOL BOX



REMOVABLE SET BACK DIVIDER,  
PUSHES BIKES BACK TO CREATE WALK THRU  
ACCESS INTO TRAILER. WHEEL STOPS  
CAN BE POSITIONED ON SHELF OR DIVIDER



FLOOR TO TOP OF SHELF DIVIDER,  
SEPARATES BIKES FROM KITCHEN, FRIDGE & GEAR



FIAMMA F45S AWNINGS



GREY CANVAS CAMP PACK




FRONT NOSE CONE ACCESS DOORS



CAMP KITCHENS AND DURASLIDES



REMOVABLE FRONT DOUBLE BED



FOLD DOWN ALUMINIUM MESH BEDS



MARINE CARPET



SPARROW AIR CONDITIONERS



SOLAR PANELS

